


V&C Machinery Sales GmbH



Precision Bobbin Coil Winding Machines

CONCEPT



BW1



BW2



BW2-S



BW3

- Economical
- Industrial production
- Programmable with all functions known in today's bobbin winding industry
- Small space required
- Simple to operate



BW4



BW5



Small space required

Economical



Ideal for low production runs



Simple to operate



RANGE OF MACHINES WITH TECHNICAL DATA



Precision Coil Winding Machines

Model	BW1		BW2-S(BW2)		BW3		BW4		BW5	
Production capability and equipment	BW1		BW2-S(BW2)		BW3		BW4		BW5	
	mm	Inch/AWG	mm	Inch/AWG	mm	Inch/AWG	mm	Inch/AWG	mm	Inch/AWG
Wire Range	0.05-1.0	#18 to 44AWG	0.6-2.0	#12 to 22AWG	0.05-1.0	#24 to 47AWG	0.05-1.0	#24 to 47 AWG	0.05-3.0	#9 to 44 AWG
Traverse length	5-100	0.19-3.94	5-100	0.19-3.94	0-100	0-3.34	0-100	0-3.34	0-350	0-13.78
Max.coil OD	100.00	3.94	150.00	5.91	100.00	3.94	80.00	3.15	350.00	13.78
Spindle height										
Pitch min./max	0-9.9999	0-0.39	0-9.9999	0-0.39	0-9.9999	0-0.39	0-9.9999	0-0.39	0-9.9999	0-0.39
No.of spindle	1		1		2		4		1	
Spindle version	side		side(front)		side		front		side	
Tail stock	optional		optional							
Foot switch	optional		optional		optional		optional		optional	
Start automatic	Yes		Yes		Yes		Yes		Yes	
Safety stop	Yes		Yes		Yes		Yes		Yes	
Extra spindle brake	Yes		Yes		Yes		Yes		Yes	
Gear ratio low speed			1200-1500							
Gear ratio high speed			4000-5000							
Motor power	375W		750W		750W		750W		750W	
Power supply	230V,AC		230V,AC		230V,AC		230V,AC		230V,AC	
Program display	LED display		LED display		LED display		LED display		LED display	
Memory capacity	999 program		999 program		999 program		999 program		999 program	
Downloading programs	Manual Set-up		Manual Set-up		Manual Set-up		Manual Set-up		Manual Set-up	
Software languages	English									
Drive motors	Spindle:3 phase motor with inverter,Traverse: stepper motor									
Controller	Microproces or Logic Control									
Electro station	Inside controller									
Winding methods	Layer stop, spreading etc.									
Control panel	Operator keys for machine functions and corrections as well as start stop reset and emergency buttons									
Speed and torque change	Easy change with pulleys and belt									
Traverse	Precision ball bearing lead screw									
Accessories optional	Winding Chucks, winding tools, wire guides, wire tensioners, wire dereelers and spool containers									
Wight net/gross	60	90	60	90	60	90	60	30	60	90
Space for machine	80*50*70		80*50*70		80*50*70		95*62*90		95*62*90	

MODEL BW1 BOBBIN WINDING MACHINE

The BW1 is an up-to-date microprocessor controlled bench model of high quality and considerable value . It is designed for high-frequency switching power coils, multifunctional controller and stable winding pitch system. It uses a inverter motor and driver as its main winding power, and a precise stepping motor to adjust wire pitch in order to meet the extra requirement of customer's high-quality control. The BW1 has simple operation and speed.



CONTROLLER

Microprocessor Logic control

DISPLAY

LED Display

MEMORY CAPACITY

999 Programs

PROGRAMMING

Manual Set-Up

WINDING SPEED

Up to 3000rpm

WINDING DRIVE

POWER AC INVERTER MOTOR

WIRE PITCH CONTROL

STEPPING MOTOR

ACCELERATION

PROGRAM AUTOMATIC

DECELERATION

PROGRAM AUTOMATIC

MAIN WINDING DRIVE POWER

AC 0.5HP INVERTER MOTOR

SUPPLY VOLTAGES

230 VOLT,50-60HZ

MACHINE SIZE AND WEIGHT

L700MM X W750MM X H550MM 42KG

TECHNICAL DATA:	mm	inch/AWG
WIRE SIZE	0.05-1.0mm	#18-44 AWG
NO. OF SPINDLE	1	1
TRAVERSE WIDTH	0-100mm	0-3.94inch
READ PITCH	0-9.999mm	0-0.39inch
MAX.WINDING DIMENSION	100mm	up to 3.94inch



WIRE SPOOL

WIRE TENSIONER
T type 0.1-0.3mm
T2 type 0.03-0.1mm

MODEL BW2 BOBBIN WINDING MACHINE



The BW2 is an up-to-date microprocessor controlled bench model of high quality and considerable value. It is designed transformers and chokes. It uses inverter motor and driver as its main winding power, and a precise stepping motor to adjust wire pitch in order to meet the extra requirement of customer's high-quality control.



CONTROLLER
Microprocessor Logic control

DISPLAY
LED Display

MEMORY CAPACITY
999 Programs

PROGRAMMING
Manual Set-Up

WINDING SPEED
ratio low=1500 rpm
ratio high=5000rpm

WINDING DRIVE
POWER AC INVERTER MOTOR

WIRE PITCH CONTROL
STEPPING MOTOR

ACCELERATION
PROGRAM AUTOMATIC

DECELERATION
PROGRAM AUTOMATIC

MAIN WINDING DRIVE POWER
AC 1HP INVERTER MOTOR

SUPPLY VOLTAGES
230 VOLT,50-60HZ


MACHINE SIZE AND WEIGHT
L550MM X W460MM X H450MM 38KG

Option:
TAILSTOCK WITH SWING AWAY FUNCTION

TECHNICAL DATA:	mm	inch/AWG
WIRE SIZE	0.6-2.0mm	#12 1/2-22 1/2AWG
NO. OF SPINDLE	1	1
TRAVERSE WIDTH	0-100mm	0-3.94inch
READ PITCH	0-9.999mm	0-0.39inch
MAX.WINDING DIMENSION	150mm	up to 5.91inch



BW2-S



Precision Coil Winding Machines

MODEL BW2-S BOBBIN WINDING MACHINE

The BW2-S is an up-to-date microprocessor controlled bench model of high quality and considerable value . It is designed for high-frequency switching power coils, multifunctional controller and stable winding pitch system. It uses a special inverter motor and driver as its main winding power, and a precise stepping motor to adjust wire pitch in order to meet the extra requirement of customer's high-quality control. And it has proven to be the optimal choice in VC's BOBBIN winding machines for heavy wire applications with one spindle.



CONTROLLER
Microprocessor Logic control

DISPLAY
LED Display

MEMORY CAPACITY
999 Programs

PROGRAMMING
Manual Set-Up

WINDING SPEED
ratio low=1500 rpm
ratio high=5000rpm

WINDING DRIVE
POWER AC INVERTER MOTOR

WIRE PITCH CONTROL
STEPPING MOTOR

ACCELERATION
PROGRAM AUTOMATIC

DECELERATION
PROGRAM AUTOMATIC

MAIN WINDING DRIVE POWER
AC 1HP INVERTER MOTOR

SUPPLY VOLTAGES
230 VOLT,50-60HZ

MACHINE SIZE AND WEIGHT
L550MM X W460MM X H450MM 38KG

Option:
TAILSTOCK WITH SWING AWAY FUNCTION

TECHNICAL DATA:	mm	inch/AWG
WIRE SIZE	0.6-2.0mm	#12 1/2-22 1/2AWG
NO. OF SPINDLE	1	1
TRAVERSE WIDTH	0-133mm	0-5.24inch
READ PITCH	0-9.999mm	0-0.39inch
MAX.WINDING DIMENSION	150mm	up to 5.91inch



BW2-S

MODEL BW3 BOBBIN WINDING MACHINE



The BW3 is an up-to date microprocessor controlled bench top model of high quality and considerable value. It is designed for high-frequency switching power coils, multifunctional controller and stable winding pitch system. It use a special inverter motor and driver as its main winding power, and a precise stepping motor to adjust wire pitch in order to meet the extra requirement of customer's high-quality control. And it has proven to be the optimal choice in VC's BOBBIN winding machines for fine wire applications with 2-spindles.



CONTROLLER
MICROPROCESSOR LOGIC CONTROL

DISPLAY
LED DISPLAY

MEMORY CAPACITY
999 PROGRAMS

PROGRAMMING
MANUAL SET-UP

WINDING SPEED
UP TO 5600 RPM

WINDING DRIVE
POWER AC INVERTER MOTOR

WIRE PITCH CONTROL
STEPPING MOTOR

ACCELERATION
PROGRAM AUTOMATIC

DECELERATION
PROGRAM AUTOMATIC

MAIN WINDING DRIVE POWER
AC 1HP INVERTER MOTOR

SUPPLY VOLTAGES
230 VOLT,50-60HZ


MACHINE SIZE AND WEIGHT
L700MM X W500MM X H900MM 42KG

TECHNICAL DATA:	mm	inch/AWG
WIRE SIZE	0.03-0.05mm	#24 to 47AWG
NO. OF SPINDLE	2	2
TRAVERSE WIDTH	0-100mm	0-3.94inch
READ PITCH	0-9.999mm	0-0.39inch
MAX WINDING DIMENSION	100mm	up to 3.94inch



WIRE SPOOL

WIRE TENSIONER
T1 type 0.1-0.3mm
T2 type 0.03-0.1mm



Precision Coil Winding Machines

MODEL BW4 BOBBIN WINDING MACHINE

The BW4 is an up-to-date multi-spindle controlled bench top model of high quality and considerable value. It is designed for power coils, it is for spindles, multifunctional controller and stable winding pitch system. It uses a special inverter motor and driver as its main winding power, and a precise stepping motor to adjust wire pitch in order to meet the extra requirement of customer's high-quality control. And it has proven to be the optimal choice in VC's BOBBIN winding machines for fine wire applications with 4-spindles.



CONTROLLER
MICROPROCESSOR LOGIC CONTROL

DISPLAY
LED DISPLAY

MEMORY CAPACITY
999 PROGRAMS

PROGRAMMING
MANUAL SET-UP

WINDING SPEED
UP TO 5600 RPM

WINDING DRIVE
POWER AC INVERTER MOTOR

WIRE PITCH CONTROL
STEPPING MOTOR

ACCELERATION
PROGRAM AUTOMATIC

DECELERATION
PROGRAM AUTOMATIC

MAIN WINDING DRIVE POWER
AC 0.5HP INVERTER MOTOR

SUPPLY VOLTAGES
230 VOLT,50-60HZ

MACHINE SIZE AND WEIGHT
L700MM X W600MM X H900MM 45KG

TECHNICAL DATA :	mm	inch/AWG
WIRE SIZE	0.03-0.05mm	#24 to 47AWG
NO. OF SPINDLE	4	4
TRAVERSE WIDTH	0-100mm	0-3.94inch
READ PITCH	0-9.999mm	0-0.39inch
MAX.WINDING DIMENSION	80mm	up to 3.15inch



WIRE SPOOL

WIRE TENSIONER
T1 type 0.1-0.3mm
T2 type 0.03-0.1mm

MODEL BW5 BOBBIN WINDING MACHINE



The BW5 is an up-to-date microprocessor controlled bench model of high quality and considerable value. It is designed for high-frequency switching power coils, multifunctional controller and stable winding pitch system. It uses a special inverter motor and driver as its main winding power, and a precise stepping motor to adjust wire pitch in order to meet the extra requirement of customer's high-quality control.




- CONTROLLER**
Microprocessor Logic control
- DISPLAY**
LED Display
- MEMORY CAPACITY**
999 Programs
- PROGRAMMING**
Manual Set-Up
- WINDING SPEED**
UP to 3000 RPM
- WINDING DRIVE**
POWER AC INVERTER MOTOR
- WIRE PITCH CONTROL**
STEPPING MOTOR
- ACCELERATION**
PROGRAM AUTOMATIC
- DECELERATION**
PROGRAM AUTOMATIC
- MAIN WINDING DRIVE POWER**
AC 1.0HP INVERTER MOTOR
- SUPPLY VOLTAGES**
230 VOLT,50-60HZ
- MACHINE SIZE AND WEIGHT**
L1300mm X W900mm X150KG

TECHNICAL DATA:	mm	inch/AWG
WIRE SIZE	0.05-3.0mm	9 to 44AWG
NO. OF SPINDLE	1	1
TRAVERSE WIDTH	0-350mm	0-13.78inch
READ PITCH	0-9.999mm	0-0.39inch
MAX WINDING DIMENSION	350mm	up to13.78inch



WIRE SPOOL

WIRE TENSIONER
T1 type 0.1-0.3mm
T2 type 0.03-0.1mm



Precision Coil Winding Machines

ACCESSORIES



Spreading Device Nozzi System 1 application for BW3, BW4.
The red gem leading needle can escape from flowing.



Spreading Device Nozzi System 2 application for BW3, BW4.
The red gem leading needle can escape from flowing.



Spreading Device for Heavy Wire application for Bw2.



Spreading Device for Fine Wire application for BW1, BW2.



Tension Controller suitable for wire with diameter, less than 0.3mm, to avoid breaking of lacquered wire for BW1, BW3, BW4.



Insulation Taping Set Application for BW1.
Bakelite wheel is used on tension controller and alignet.



Controller



Wire spool